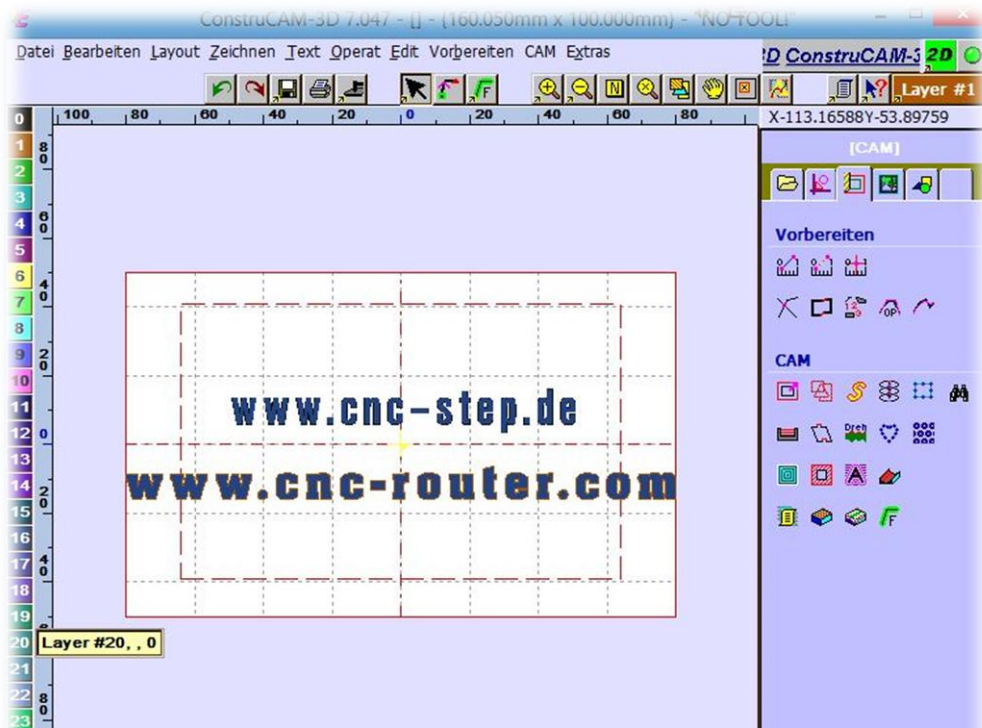


Installation instructions ConstruCam3D

Item: 500500 (Eco) and 500502 (Profi)

<http://www.cnc-router.com>



ConstruCam3D



Getting started

ConstruCam3D is a CAD / CAM-CNC milling and engraving software, including the various applications in 2D and 3D section.

CONTENTS

1	Versions overview	4
1.1	ConstruCam3D Eco	4
1.2	ConstruCam3D Profi	4
2	Download	5
3	Activation 30-day Demo-Version	6
4	Activation full version (paid version)	8
5	Licence Agreement	9
6	Customer service	10

1 Versions overview

1.1 ConstruCam3D Eco

This version includes export filters for the important Program:

- WinPCNC
- Mach3

This version is the standard version for working with our machines and the software WinPCNC.

1.2 ConstruCam3D Profi

In the professional version many more export filters have been added.

Additional Functions for circular engravings using a rotation axis. (4. axis)

The export of graphic files is possible.

For these two versions demos are available on our website.

2 Download

On our website you can obtain desired ConstruCam3D versions as compressed Zip files via download.

ConstruCam3D Eco:







http://www.cnc-step.de/images/attachments/Downloads/ConstruCAM/ConstruCam_3D_70340_DEMO.zip

ConstruCam3D Profi:



<http://www.cnc-step.de/images/attachments/Downloads/ConstruCAM/ConstruCAM%2070340.zip>

After downloading, unpack the zip file on your computer. There is no additional installation required.

The executable file is:

	AHSBiPrg.DAT	10.09.2011 13:11	DAT-Datei	141 KB
	CAMEdDB.TMP	20.05.2015 08:40	TMP-Datei	1 KB
	ConstruCam3D.EXE	15.05.2015 11:52	Anwendung	4.911 KB
	CtIStrDat.dll	15.05.2015 12:49	Anwendungserwe...	1 KB
	EIGENSCH.TMP	20.05.2015 08:33	TMP-Datei	0 KB
	ErgaenzEnde.plt	18.05.2015 08:05	PLT-Datei	1 KB

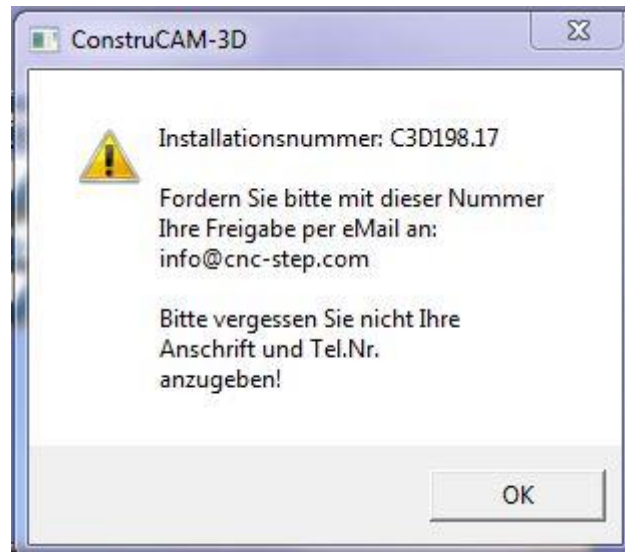
You can also place a shortcut to this file on the desktop.

(right mouse key  send to  Desktop (create link)

Tip: If you do not have a program to open the attached zip file, you can download Winrar for free here: <http://www.winrar.de/downld.php>

3 Activation 30-day Demo version

When you first start the software, a hint with an installation number is displayed.



Please send this number with your contact details to our e-mail address:

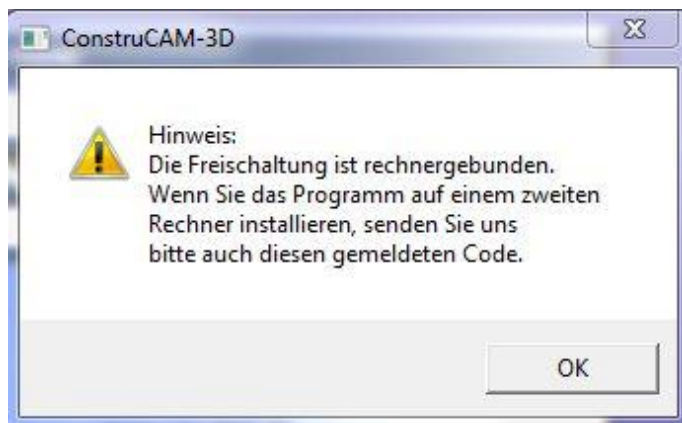
info@cnc-step.com

We will send you the appropriate **unlock code** via email.

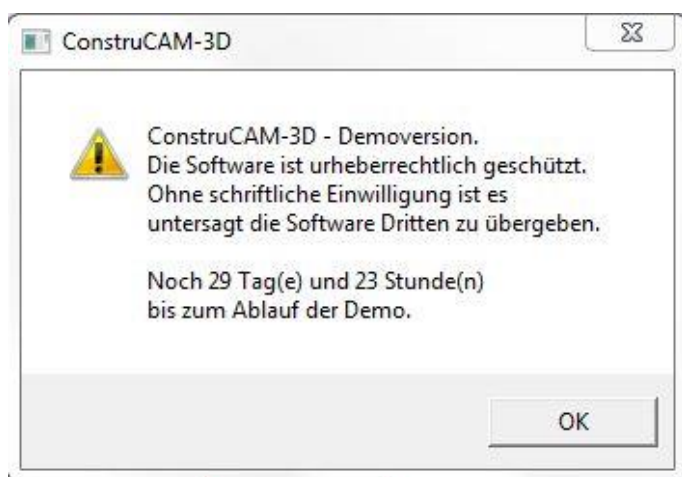
Open ConstruCAM3D and enter the activation code obtained in the following window:



The software is then unlocked for 30 days and can be adequately tested by you.



You will be notified that the registration code is only valid for one computer.



The duration of the demo version is displayed after.



The permitted duration of use can later be called up in the menu under **Tools / info**.

4 Activation full version (paid version)

If you purchased the software as a full version, we will send you the necessary customer-specific activation code via email.

The handling is the same for both versions Eco and pro!

The license file "CtIStrDat.dll" is attached as a compressed .rar file in the email.

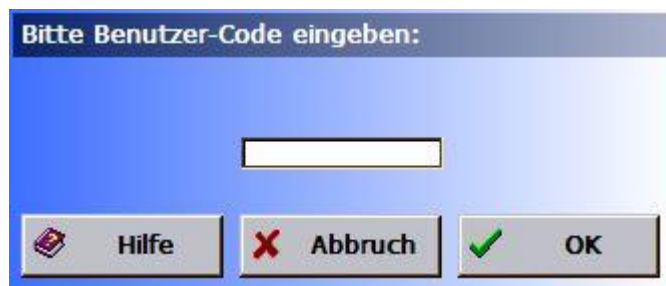
Unzip the file and copy it to the install directory of ConstruCam3D.

You must overwrite the existing old file!

Tip: If you do not have a program to open the attached .rar file, you can download WinRAR for free here: <http://www.winrar.de/downld.php>

After starting the software, you must now enter the user code received from us.

This is done under the menu item Tools / Help / User Code:



After entering the user code, the software must be restarted.

In the menu Tools / Info the user code is now confirmed:



5 Licence Agreement

We point out that the software, as well as the activation code and user code may not be disclosed to third parties or reproduced in any way.

They may not be published in any way outside our own websites.

Violators will be prosecuted.

6 Customer service

For technical information please contact our customer service:

Adresse:	CNC-STEP e.K. Siemensstraße 13-15 D-47608 Geldern	
Phone:	+49 (0)2831/91021-50	(mo. - fr. 07.00 am - 3.00 pm)
Phone:	+49 (0)2831/91021-99 Nur in dringenden Fällen	(mo. - thu. 3.30 pm - 6.00 pm)
Telefax:	+49 (0)2831/91021-99	
E-Mail:	support@cnc-step.de	
Internet:	<i>www.cnc-step.de</i>	

For questions please contact our Customer Service via email or phone. We are happy to help.

umerous suggestions and information can be found on our website:

<https://www.cnc-step.de/>